


WILLBRANDT Rubber Expansion Joint Type 54

DN 25 - DN 100


Type 54 is a high-corrugated rubber expansion joint for hydraulic systems. In combination with flanges according to SAE 3000 it is characterised by its large opening and considerable movement absorption. It is only available in an oil-resistable rubber compound.

Type 54 is almost exclusively used in the hydraulics and oil industries to absorb expansion and vibration, and to insulate sound.



Bellow design	High-corrugated rubber bellow with reinforcement and shaped sealing bead with core ring, self-sealing (no additional seals required). Suitable for accommodating swiveling flanges.	Flange version	Both sides with swiveling flange made of galvanized steel, with clearance holes (drilled according to SAE 3000).
Vacuum resistance	<ul style="list-style-type: none"> - DN 25 to 40 up to -200 mbar without additional accessories - DN 50 to DN 100 vacuum-resistant with vacuum supporting spiral/ring - To reach higher vacuum for diameter DN 25 to DN 40, Type 50 yellow has to be used (installation length 130 mm) 	Accessories	<ul style="list-style-type: none"> - Guide sleeves - Potential equalisation - Flame-resistant protective covers - Dust and splash protection covers - Earth cover / sun protection hoods

Specifications

Bellow		Core (inner)	Bellow design Reinforcement	Cover (outer)	Permissible operating data	
Colour code	Colour marking				°C	bar
yellow		NBR	Polyamide	CR	80	2

Application

Type 54 yellow NBR

Good resistance to heat and ageing, particularly in the absence of air (e.g. in oil). Excellent resistance to swelling (weak- and non-polar media, e.g. mineral oils, lubricating greases, animal and vegetable fats or oils). No resistance to esters, ketones, aromatic or chlorinated hydrocarbons or lead-free fuels.

Note!

Detailed material descriptions on pages 5 - 7.

Important information

Use only flat head DIN 7984 hexagon head screws to screw the expansion joints into place.

The bellows should not be painted or insulated.

Please refer to the installation instructions.

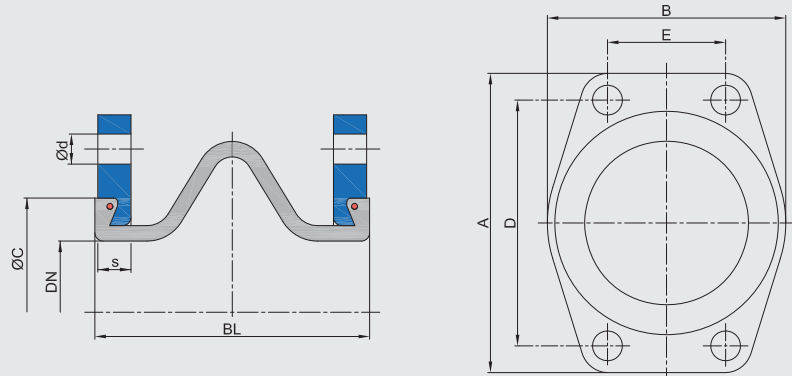
++++ We will be happy to send you further information on the individual types and designs. +++++

WILLBRANDT Rubber Expansion Joint Type 54

Design A - without tie rods

Can be used for movement absorption in any direction (for combined movements, see the movement diagram in the technical appendix), noise and vibration insulation.

The expansion joint's reaction force must be absorbed via suitable piping.



Dimensions for Design A

DN	Length BL	Bellows		Flange SAE 3000				Movement absorption				Weight kg			
		$\varnothing d_i$	$\varnothing C$	A	B	D	E	$\varnothing d$	n	s	axial +		axial -	lateral \pm	angular \pm \angle°
25	65	25	43	70	59	52.4	26.2	11	4	11	5	5	5	7.5	0.4
32	65	32	50	81	73	58.7	30.2	13	4	11	5	5	5	7.5	0.5
40	100	40	62	95	83	70.0	35.7	13	4	13	10	10	10	10.0	0.8
50	100	48	72	103	97	77.8	42.9	13	4	13	10	10	10	10.0	1.0
65	100	63	87	115	109	89.0	50.8	13	4	14	10	10	10	10.0	1.2
80	100	80	104	136	131	106.4	62.0	17	4	14	10	10	10	10.0	1.8
90	100	80	104	152	140	120.6	70.0	17	4	14	10	10	10	10.0	1.9
100	100	100	130	162	152	130.2	77.8	17	4	16	10	10	10	10.0	2.5

Important information

Use only flat head DIN 7984 hexagon head screws to screw the expansion joints into place.

Please note the appropriate fixed point constructions and plain bearings in your piping system! You can find information on this in our installation instructions.

For information on the tie rods, please see the technical appendix (p. 89 - 92)!

++++ We will be happy to send you further information on the individual types and designs. +++++

